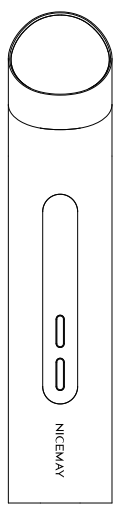


NICEMAY

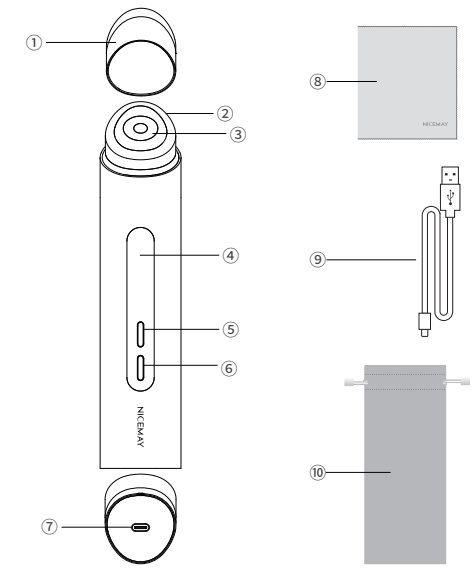


MR-2370
Skin Beauty Device

Please read the user manual carefully before using

Parts Descriptions

① Dust cover ② Slanted massage head ③ LED light
④ LCD screen ⑤ Switch button ⑥ On/Off /Mode button
⑦ Type-C charging port ⑧ Cleansing cloth
⑨ USB charging cable ⑩ Cloth bag



Note: This product has a built-in lithium battery and only supports Type-C cable (included) charging.

Functions

MR-2370 Skin Beauty Device is a multi-functional beauty instrument that integrates nutrient infusion, photon skin rejuvenation, firming and elasticity, contour shaping, and pore care. 4 modes combine with 5 adjustable intensities to meet various skincare needs. The 304 stainless steel head of device and IPX6 waterproof design ensure safety and comfortable use, allowing you to enjoy a professional skin care treatment experience anytime and anywhere.

Booster mode:
590nm Orange light combines with gentle vibration and Electroporation introduces nutrients deeply, enhances skin radiance, and creates hydrated skin.

MC Mode:
521nm Green light combines with vibration and microcurrent activates collagen production, enhances skin firmness, and creates three-dimensional contours.

Derma Shot Mode:
630nm Red light combines with vibration and EMS deeply tightens muscles and reshapes facial lines.

Air Shot Mode:
460nm Blue light combines with Electric needles and short-wave vibration carefully cares for pores and restores skin elasticity.


Indications

No.	Item	Indication
1	On	Long press "ON/OFF" button for 1s to turn on the device with a long beep voice, the device starts to work
2	Working Mode	The screen displays: current working mode, level, using time , power ① Mode switch: Under any modes, short press "ON/OFF" button with a short beep voice, switch to other working modes, totally have four modes to choose from. ② Level switch: Under any modes, short press "level" button with a short beep voice, switch to other levels, totally have five levels to choose from. Remarks: The device will automatically turn off after 3mins if no any operation.
3	Unloaded	The device will enter unloaded mode after working continuously for 5 minutes, ON/OFF buttons within 10s to restore the current mode and level. If without any operation, it will shut down automatically.


How to Use

The following is a demonstration process (picture and text as below), you can choose any mode and level to use according to personalized demands.

AIR-SHOT Mode




1. Keep your skin dry, wipe off the massage heads and make sure there is no residue of skin care products;



2. Hold the device tip gently on skin by sweeping the massage head, cares for pores and restores skin elasticity.

BOOSTER Mode




1. Apply appropriate essence or cream to face and neck;

NICEMAY


Product name: Skin Beauty Device
Model No.: MR-2370
Dimensions: 38.2×182.7×38.6 mm (L x W x H)
Standard: GB 4706.1-2005
Place of origin: Shenzhen, China

CE RoHS

MC Mode




1. Apply appropriate eye cream and face cream on around eyes areas and face;




2. Hold the device tip gently on skin by sweeping the massage head, cares for pores and restores skin elasticity.

DERMA-SHOT Mode



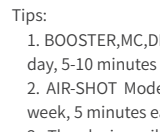
1. Apply appropriate cream to face and neck;

MC Mode



2. Hold the device and move the massage head in circular motions along the facial contours from inside out, promoting the absorption of the skincare products and helping skin brighten.

DERMA-SHOT Mode



2. Hold the device and use the massage head to lift along the cheekbones and jawline from inside out to sculpt and tighten the skin.

Safety Precautions

Contraindication

- Children are prohibited from using.
- Avoid using on the eyelids, lips, ears, breasts, thyroid or genitals;
- People had electronic human organs are forbidden to use.
- People with skin swelling, surgery, sunburn or other skin symptoms are forbidden to use .
- People have skin inflammation, such as sores, psoriasis, eczema, rash, recurrent herpes simplex, scarring, damage and electromagnetic sensitivity, pregnant women, lactating women, hemophilia hemorrhagic disease, skin characteristics dermatitis are forbidden to use .
- Do not use the device if you have cancer, suspected cancer, or precancerous lesions, especially skin cancer or precancerous nevus.
- Do not use for a long time at same area.
- Do not use the device if you had skin surgery within one month or got sunburned seriously.
- Please consult the Doctor if had plastic surgery before use the device .
- People have metal teeth are not suggest to use .
- Do not use the massage bead, LED light on eyeball directly.
- Watches, glasses, false eyelashes or other metallic must be removed before operation.
- The appliance is not to be used by persons (including children) with reduced physical, sensory or mental capabilities, or lack of experience and knowledge, unless they have been given supervision or instruction

14. Children being supervised not to play with the appliance

15. It must only be supplied at safety extra low voltage corresponding to the marking on the appliance

16. This appliance shall not be used by or on persons up to and including 14 years of age;

17. **WARNING:** Do not bypass or remove the inherent safety device of the appliance.



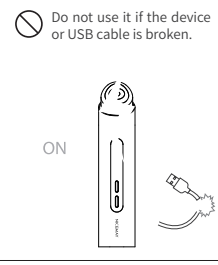
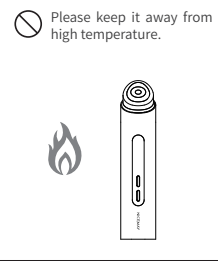
18. Do not use the appliance in conjunction with flammable based cosmetic products, unless they are recommended by the manufacturer;

19. Do not use the appliance on persons with an implanted electronic device (for example a cardiac pacemaker);

20. Do not use the appliance close to the region of the heart.

21. This appliance contains batteries that are only replaceable by skilled persons.

22. This appliance contains batteries that are non-replaceable.

<p>Do not disassemble the product by yourself.</p> 	<p>Please check the device before use if it has been hit heavily or dropped to the ground.</p> 
<p>Do not use it if the device or USB cable is broken.</p> 	<p>Please keep it away from high temperature.</p> 

Cleaning ways
Please use soft cloth to wipe the massage head after use. Do not immerse the device into water.

Storage
Keep it in a dry and dust-free place. Keep it away from corrosive liquid. Keep it out of the reach of children.

FAQ

Faults	Analyses	Solutions
Fail to turn on or the light doesn't work	① Out of power; ② Lights broken or the program are damaged.	① Charge the device for 4h and try again; ② Please contact after-sale service team for help if it still doesn't work.
Fail to work after charging	① USB cable/adaptor does not connect well; ② The device is not charged sufficiently; ③ The battery has reached the end of its life. (In normal condition the battery life is 3 years)	① To check and ensure a good contact between the device and the charger; (Indicator light flashes while charging) ② Please contact after-sales service team if it still doesn't work.

Tip: Please fully charge the device if it has not been used for more than 6 months.